

2022 Activity Survey

Year 11 Leavers from The Clere School

Contents

Introduction	3
Careers Adviser Summary	4
Glossary of Terms	5
Situation Overview	6
Raising the Participation Age (RPA) Situations	7
RPA Situation Breakdown	8
RPA Education Programme	9
RPA Programme Establishments	10
Non_RPA Situations	11
Non-RPA Situation Breakdown	12
Other Situations	13
Intended Destination	14
September Guarantee	15
Appendix	16

Introduction

This booklet has been compiled by the Youth Analysis Service (YAS) for Hampshire schools and academies (referred to as establishments), and its data has been compiled from Hampshire's Client Caseload Information System (CCIS).

The booklet is based on the cohort of young people who were recorded as being academically aged Year 11 and in a Hampshire establishment on 31st May 2022, and information presented is a snapshot of that cohort as of 1st November 2022.

Topics covered are based on performance measures used by the Department for Education (DfE), and enable establishments to monitor their current performance, to plan future strategies and to identify potential issues before they arise.

Due to Raising the Participation Age (RPA) legislation 2014, young people are under a duty to participate in education or training until at least their 18th birthday, although in practice most young people continue until the end of the academic year in which they turn 18 (academic Year 13). This significant piece of education legislation has particular importance to vulnerable young people. Primary responsibility for providing independent and impartial careers guidance on participation options rests with establishments directly.

Note that information is withheld and replaced with '-' where less than 5 leavers are recorded.

Careers Advice and Guidance provided by Hampshire Futures

A summary cannot be provided as the School does not purchase careers guidance from the Hampshire Careers & Employability Service (Hampshire County Council)

For Details please see your careers provider or for more information visit



<https://www.hants.gov.uk/hampshire-services/services-for-schools/pupil-support/careers>



skills.participation@hants.gov.uk

Glossary of Terms

Common Terms

DfE - Department for Education.

Situation - The activity of a young person.

EET - In Education, Employment or Training.

EOTAS - Education Other Than At School (including Home Education).

NEET - Not in Education, Employment or Training.

RPA - Raising the Participation Age. (<https://www.gov.uk/government/policies/increasing-opportunities-for-young-people-and-helping-them-to-achieve-their-potential/supporting-pages/raising-the-participation-age>).

Unknown - Young people whose destination cannot be confirmed.

Situation Category (see Appendix for detailed breakdown)

RPA: Sixth Form College/School - Includes Sixth Form College and School Sixth Form.

RPA: FE College - Further Education.

RPA: Other Ed inc. Traineeship - Includes Year 11, Higher Education, moved out of area to education, Gap Year students, independent specialist providers, custodial sentences and traineeships.

RPA: Non-Emp Training (FT) - Includes full-time provider-based foundation learning and supported

RPA: Emp (FT) inc. Apprenticeship - Includes full-time jobs with training (nb employed and self-employed) and apprenticeships.

Non RPA: EET (no RPA) inc. PT Emp - Includes full-time jobs without training, part-time education/

Non RPA: NEET - Available - Unemployed but potentially available for work.

Non RPA: NEET - Not Available - Unemployed and unavailable for work, e.g. young carers.

Other: Includes unknowns, moved out of area to unknown activity, pregnancies, teenage parents, illness and unpaid personal development opportunities that support young people to enter EET.

Education Programmes

Level 3 - A Levels - GCE A Levels.

Level 3 - Technical - Includes all vocational programmes including BTEC, CTEC, NVQ, T Levels etc.

Level 2 - Technical - Includes all vocational programmes including BTEC, CTEC, NVQ etc.

Level 2 - GCSEs - GCSEs.

Level 1 - Technical - Includes all vocational programmes including BTEC, CTEC, NVQ etc.

Entry Level inc. Traineeships - Entry level programmes including Traineeships.

Other Education Course - Includes higher education courses and programme types not specified in the data sent by further education establishments.

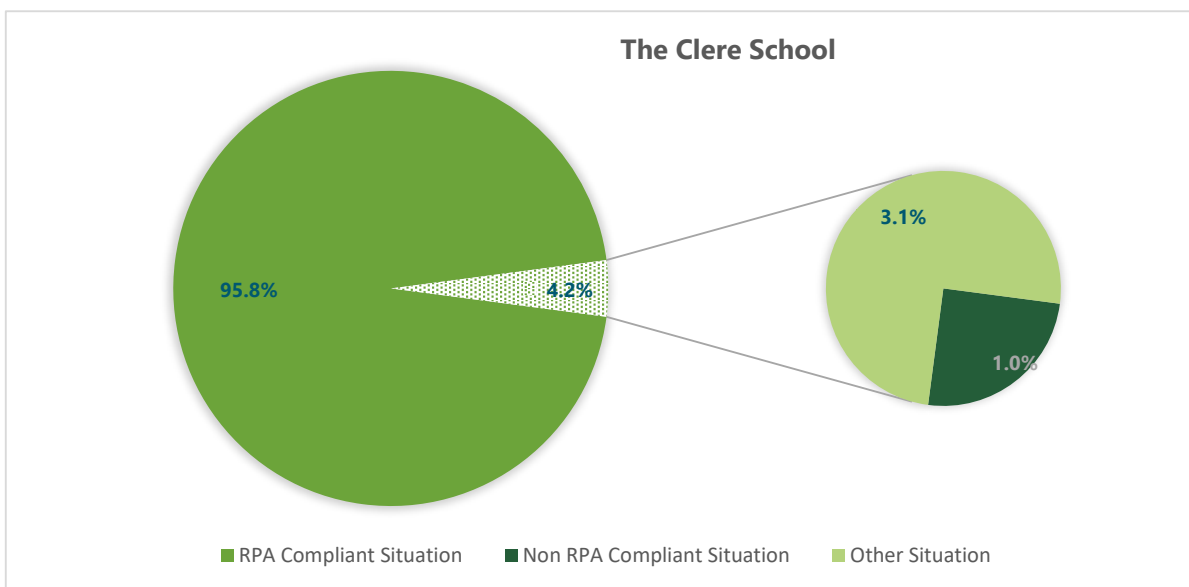
Note

Due to rounding of multiple numbers the figures in some tables may not always add up to 100%.

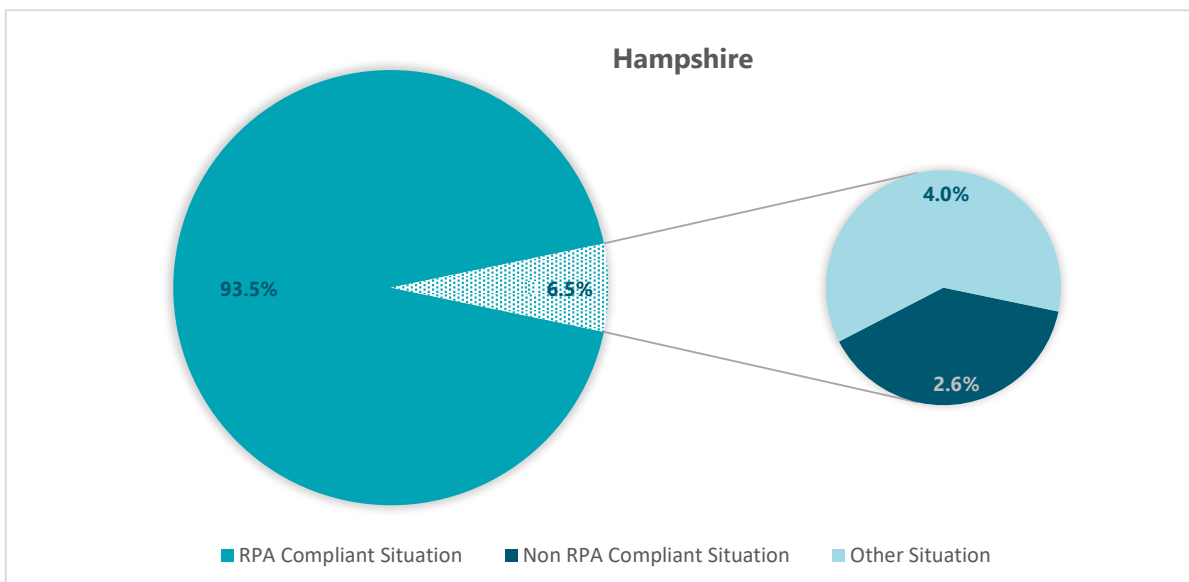
The cohort for the Activity Survey is based on the previous Year 11 September Guarantee cohort. The contents of this Activity Survey booklet will therefore differ from other school statistics published on government websites that are compiled using a different cohort.

Situation Overview

The chart below shows that 95.8% of The Clere School Year 11s in 2022 moved to participating situations that meet the DfE defined 'Raising the Participation Age (RPA)'. Of the remaining 4.2%, 1% moved to Non RPA situations and 3.1% to Other situations. The 'Other' category includes young people who are working towards participation, on a temporary break, unable to engage due to personal reasons as well as those whose situation is unknown or who have moved out of the area.

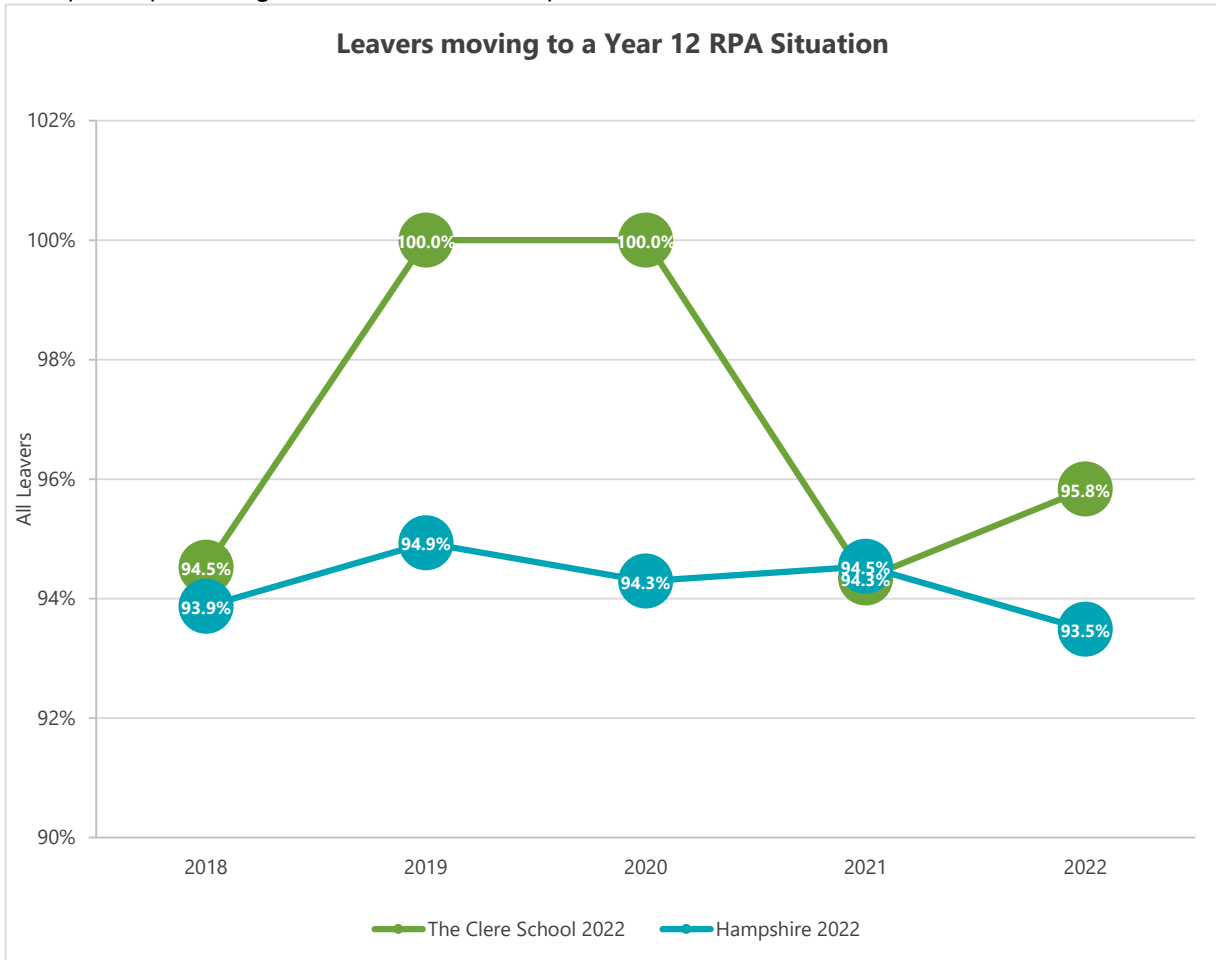


The same chart showing the total Hampshire cohort indicates that 93.5% of Hampshire Year 11 leavers moved to RPA situations in 2022. The RPA percentage for The Clere School is higher than that for Hampshire.



Raising the Participation Age (RPA) Situations

The graph below shows the percentage of leavers from The Clere School who moved to a RPA situation in Year 12. It shows percentages for the past five years, and compares these to the Hampshire percentages over the same time period.



The tables below show the actual numbers of young people in a RPA situation compared to the numbers in the cohort. Where fewer than five people are recorded the information is withheld and replaced with '-'.

The Clere School

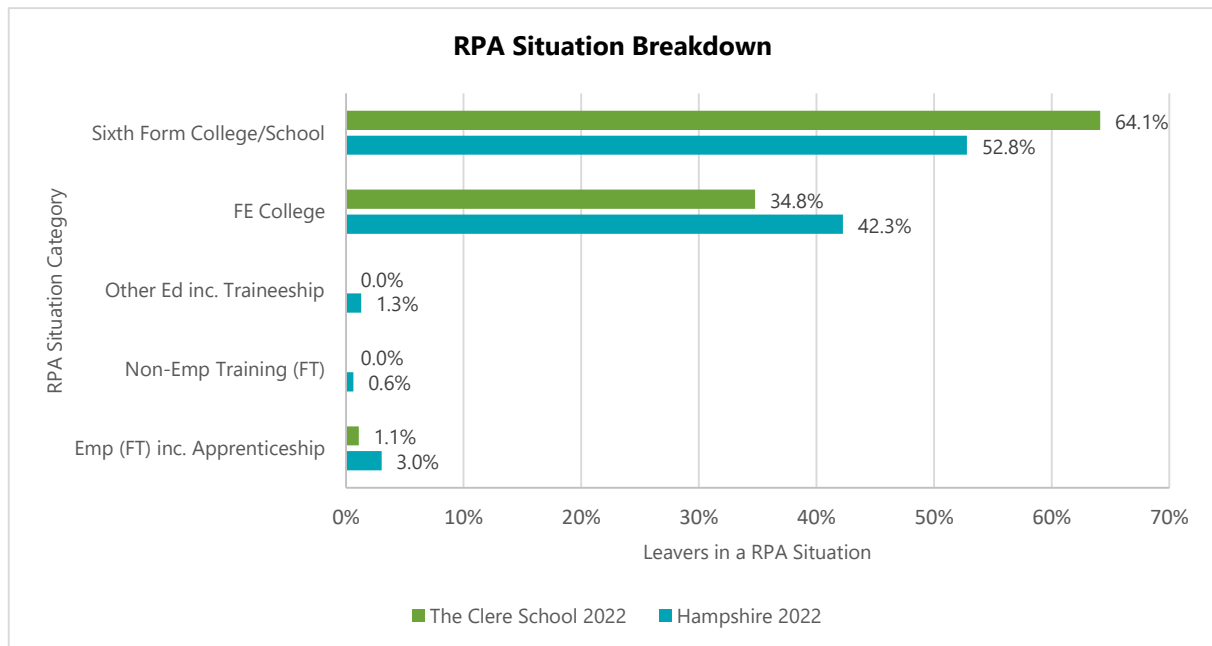
Leaver Year	2018	2019	2020	2021	2022
RPA Met	69	59	84	100	92
Total Leavers	73	59	84	106	96

Hampshire

Leaver Year	2018	2019	2020	2021	2022
RPA Met	12,245	12,736	12,832	13,342	13,225
Total Leavers	13,045	13,416	13,609	14,113	14,147

RPA Situation Breakdown

RPA situations are grouped into five categories, seen below. The Situation Category table in the glossary on page 5 defines each category. The graph below shows that there is a larger percentage of The Clere School leavers moving to an education programme ('Sixth Form College/School', 'FE College', 'Other Ed inc. Traineeship') than the Hampshire average, but a smaller percentage moving to a training situation.



The tables below show the actual numbers of young people in each RPA situation. Where fewer than five people are recorded the information is withheld and replaced with '-'.

The Clere School

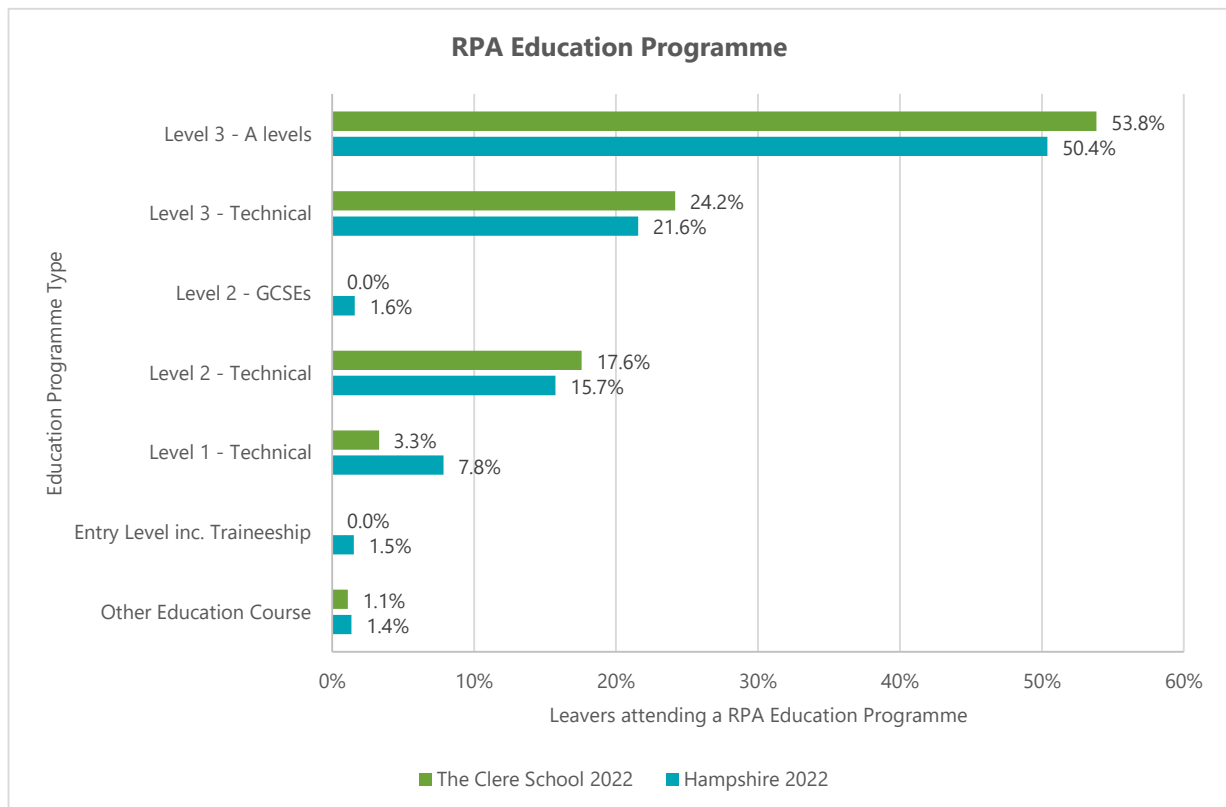
Leaver Year	2018	2019	2020	2021	2022
Sixth Form College/School	45	27	47	57	59
FE College	22	31	34	40	32
Other Ed inc. Traineeship	0	0	0	0	0
Non-Emp Training (FT)	-	0	0	-	0
Emp (FT) inc. Apprenticeship	-	-	-	-	-

Hampshire

Leaver Year	2018	2019	2020	2021	2022
Sixth Form College/School	6,486	6,742	6,923	7,128	6,983
FE College	5,229	5,359	5,401	5,665	5,589
Other Ed inc. Traineeship	79	45	32	26	170
Non-Emp Training (FT)	24	44	27	52	84
Emp (FT) inc. Apprenticeship	427	546	449	471	399

RPA Education Programme

There are different types of education programmes. The bar chart below shows that a higher percentage of education programme leavers from The Clere School moved on to study a Level 3 programme than the Hampshire average. The same percentage moved to Technical programmes as the Hampshire average.



The table below shows the actual numbers of young people in each programme type. Where fewer than five people are recorded the information is withheld and replaced with '-'.

Education Programme Type	The Clere School 2022	Hampshire 2022
Level 3 - A levels	49	6,412
Level 3 - Technical	22	2,743
Level 2 - GCSEs	0	203
Level 2 - Technical	16	2,002
Level 1 - Technical	-	997
Entry Level inc. Traineeship	0	195
Other Education Course	-	174

RPA Programme Establishments

Certain factors can greatly influence the appeal of a post-16 education establishment, such as the type of courses offered.

The table below shows the most popular establishments attended, as of 1st November 2022, by the Year 11 leavers from The Clere School who moved to a full-time education programme. It shows the number of young people attending the establishment, and the percentage they represent compared to all The Clere School full-time education leavers (91).

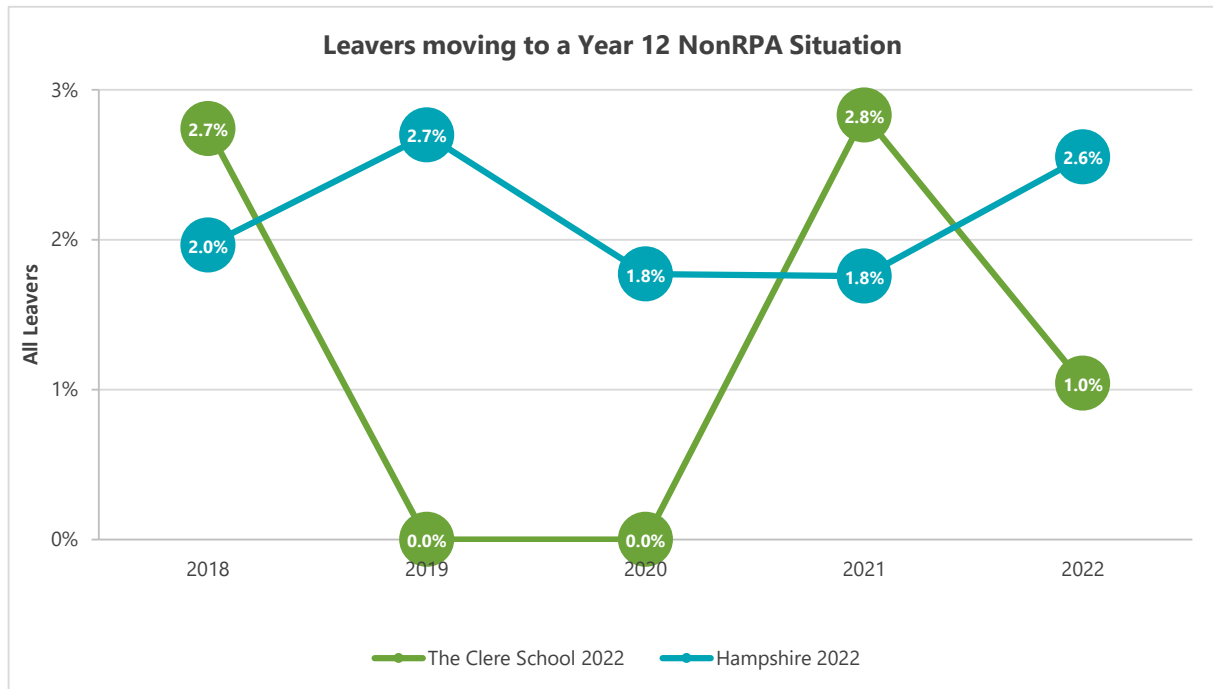
The figures include young people repeating a year of statutory education. Establishments with fewer than five people attending are not shown.

Year 12 Establishments	Leavers from The Clere School	% of Programme Leavers
Queen Mary's College	40	44.0%
Peter Symonds College	16	17.6%
Basingstoke College of Technology	15	16.5%

Year 11 leavers from The Clere School moving to an education programme also attended Sparsholt College, and Newbury College.

Non RPA Situations

The graph below shows the percentage of leavers from The Clere School who moved to a Non RPA situation in Year 12 over the past five years, and compares this to the Hampshire percentages over the same time period.



The tables below show the actual numbers of young people in a Non RPA situation compared to the numbers in the cohort. Where fewer than five people are recorded the information is withheld and replaced with '-'.

The Clere School

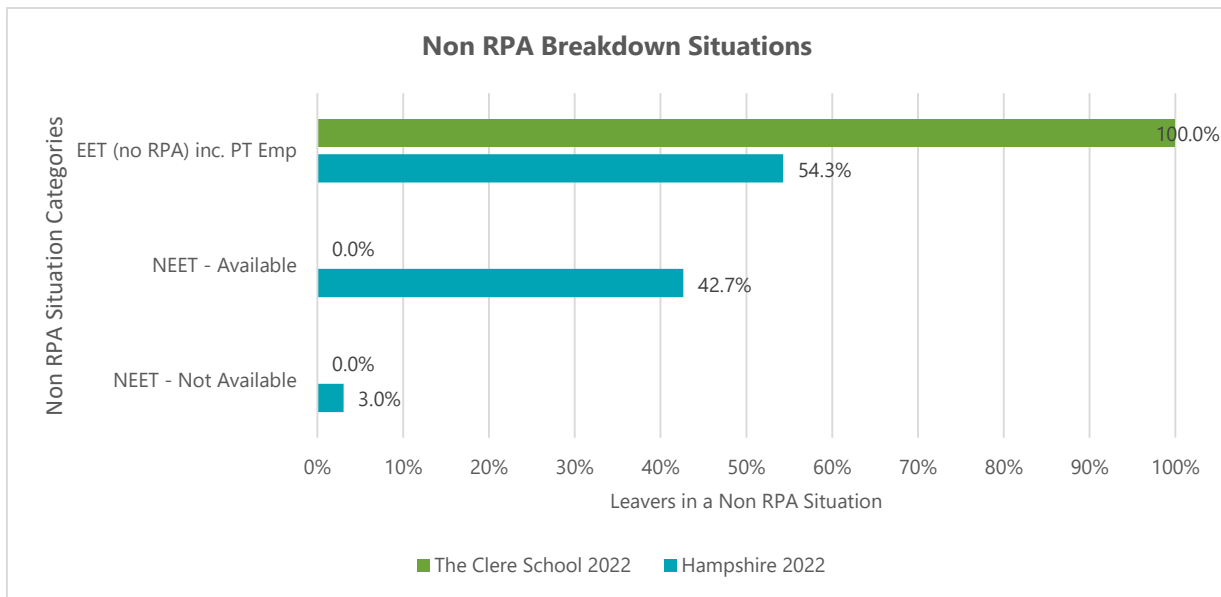
Leaver Year	2018	2019	2020	2021	2022
RPA Not Met	-	0	0	-	-
Total Leavers	73	59	84	106	96

Hampshire

Leaver Year	2018	2019	2020	2021	2022
RPA Not Met	256	362	241	248	361
Total Leavers	13,045	13,416	13,609	14,113	14,147

Non RPA Situation Breakdown

Non RPA situations are grouped into three categories, seen below. The Situation Category table in the glossary on page 5 defines each category. The graph below shows that in 2022 there was a larger percentage of The Clere School leavers moving to a Non RPA EET situation than the Hampshire average.



The tables below show the actual numbers of young people in each Non RPA situation. Where fewer than five people are recorded the information is withheld and replaced with '-'.

The Clere School

Leaver Year	2018	2019	2020	2021	2022
EET (no RPA) inc. PT Emp	-	0	0	-	-
NEET - Available	0	0	0	0	0
NEET - Not Available	0	0	0	0	0

Hampshire

Leaver Year	2018	2019	2020	2021	2022
EET (no RPA) inc. PT Emp	158	234	142	168	196
NEET - Available	87	111	93	77	154
NEET - Not Available	11	17	6	-	11

Other Situation

The graph below shows the percentage of Year 11 leavers from The Clere School who moved to a situation that is categorised as neither RPA nor Non RPA. It compares The Clere School percentages to those of Hampshire.



The situation category 'Other' is not broken down due to the small numbers of young people involved. The 'Other' category includes young people who are taking part in unpaid personal development opportunities that support them to enter EET, pregnancies, teenage parents, those whose illness prevents them from participating, unknowns, and young people moved out of area to an unknown activity.

The tables below show the actual numbers of young people in a situation categorised as 'Other' compared to the numbers in the cohort. Where fewer than five people are recorded the information is withheld and replaced with '-'.

The Clere School

Leaver Year	2018	2019	2020	2021	2022
Other situation	-	0	0	-	-
Total Leavers	73	59	84	106	96

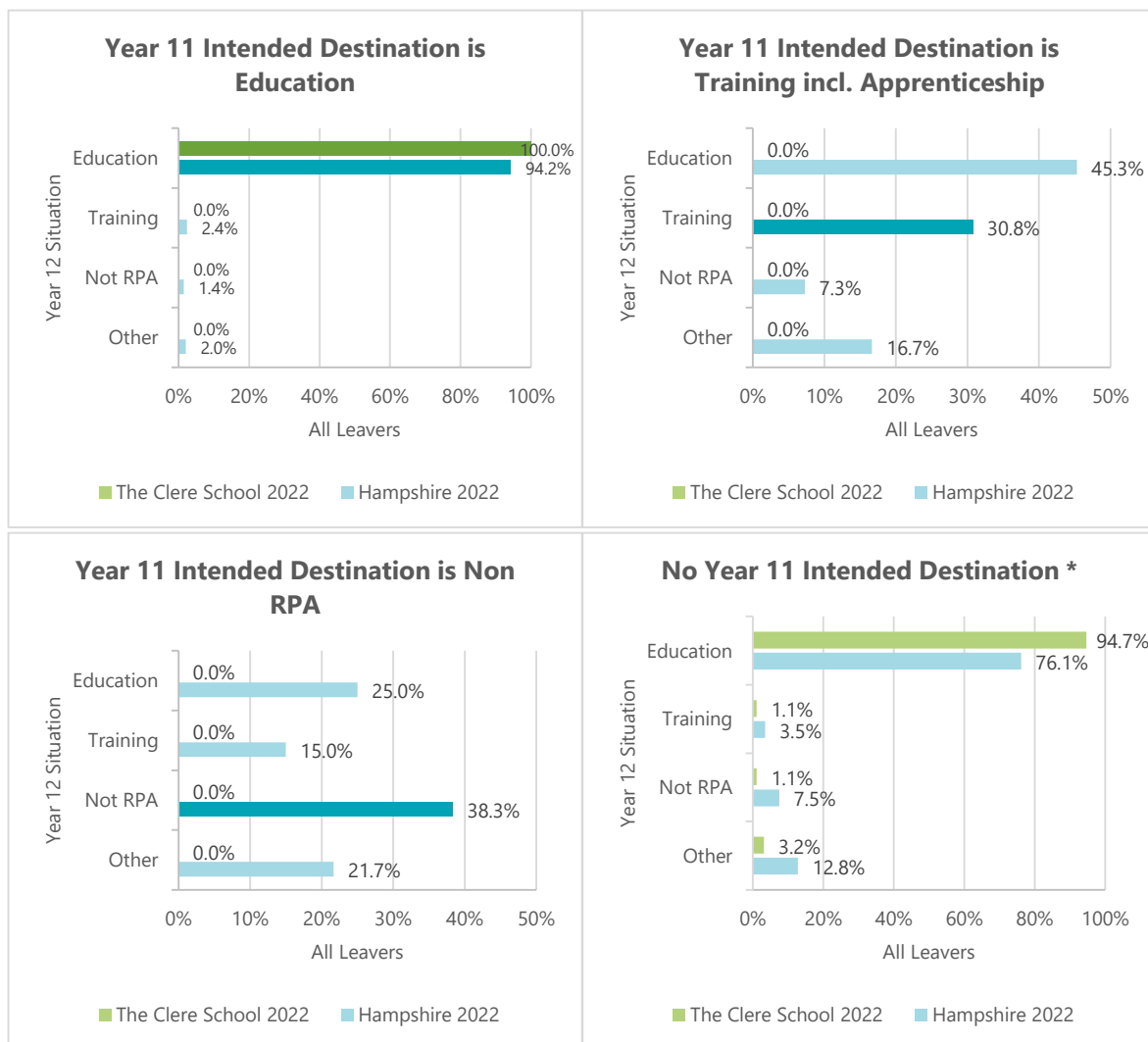
Hampshire

Leaver Year	2018	2019	2020	2021	2022
Other situation	544	318	536	523	561
Total Leavers	13,045	13,416	13,609	14,113	14,147

Intended Destination

The graphs below show the Intended Destinations of Year 11 leavers, and whether their Year 12 situation is the same as their intended.

The dark lines in the graphs highlight the percentage of leavers that met their Intended Destination. The lighter lines indicate the situation the leavers who did not meet their Intended Destination have moved to.



The table to the right shows the actual numbers of leavers per Intended Destination.

* Either undecided or no information available

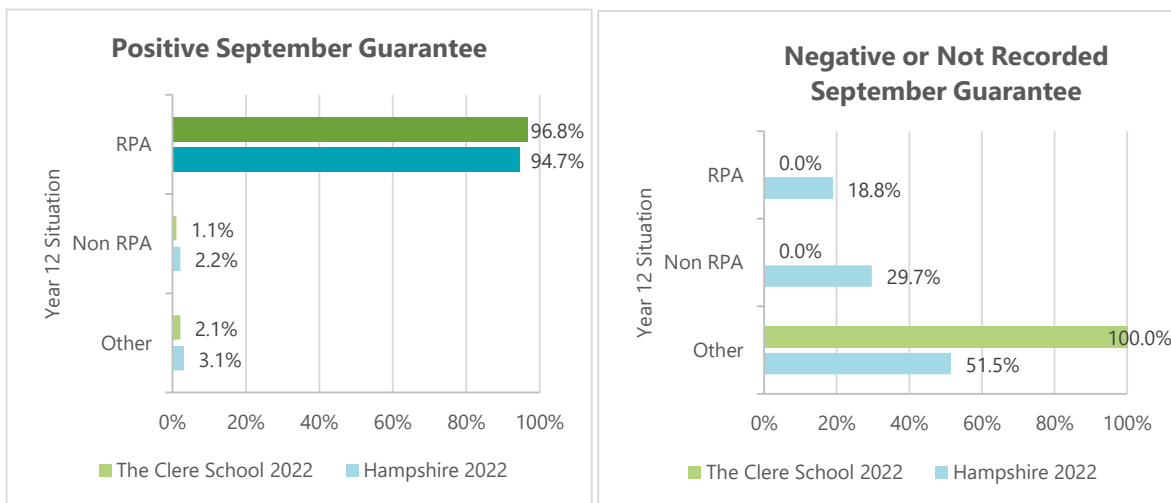
Where fewer than five people are recorded the information is withheld and replaced with '-'.
-

Intended Destination	The Clere School 2022	Hampshire 2022
Education	-	11,804
Training	0	426
Non RPA	0	60
Undecided	0	106
No Information	94	1,751

September Guarantee

The graphs below examine the Year 12 situation, grouped by RPA, Non RPA and Other, of leavers who had a positive September Guarantee, and those who had a negative or no September Guarantee.

The dark lines in the Postive September Guarantee graph indicates the percentage of leavers whose September Guarantee was realised.



Of the Year 11 leavers from The Clere School who had a positive September Guarantee, 96.8% are now in a destination that meets the RPA requirements.

The table below shows the number of leavers who had a positive or negative/not recorded September Guarantee, and their Year 12 situation category. Where fewer than five people are recorded the information is withheld and replaced with '-'.

September Guarantee	Year 12 Situation	The Clere School 2022	Hampshire 2022
Guarantee	RPA	92	13,168
	Non RPA	-	302
	Other	-	438
Guarantee Total		92	13,908
No Guarantee/Not Recorded	RPA	0	45
	Non RPA	0	71
	Other	-	123
No Guarantee/Not Recorded Total		0	239

Appendix

This appendix outlines how the DfE destination types have been grouped in the Activity Survey.

Booklet Category	DfE Destinations Included	Education and training	Meet the duty to participate	EET, NEET, NK
Sixth Form College/School	FTE – school sixth-form	FTE	Participating	EET
	FTE – sixth-form college	FTE	Participating	EET
FE College	FTE – further education	FTE	Participating	EET
Other Ed inc. Traineeship	FTE – higher education	FTE	Participating	EET
	Gap year students	-	Participating	EET
	FTE - other	FTE	Participating	EET
	Independent specialist provider	FTE	Participating	EET
	Traineeship	WBL	Participating	EET
Non-Emp Training (FT)	EFA/SFA funded WBL	WBL	Participating	EET
	Other Training	Other	Participating	EET
	Training through Work Programme	Other		EET
	Supported internship	WBL	Participating	EET
Emp (FT) inc. Apprenticeship	Apprenticeship	Apprentice	Participating	EET
	FT employment with study (regulated qual)	E&T	Participating	EET
	Employment with training (other)	-	-	EET
	Self-employment	-	-	EET
	Self-employment with study (regulated qualification)	E&T	Participating	EET
EET (no RPA) inc. PT Emp	Work not for reward with study (regulated qualification)	E&T	Participating	EET
	Part time education	PTE	-	EET
	Employment without training	-	-	EET
	Temporary employment	-	-	EET
	Part time employment	-	-	EET
	Reengagement provision	-	WT	EET
	Working not for reward	-	-	NEET
NEET - Available	Not yet ready for work or learning	-	-	NEET
	Seeking employment, education or training	-	-	NEET
	Carer	-	-	NEET
NEET - Not Available	Not available on religious grounds	-	-	NEET
	Unlikely ever to be economically active	-	-	NEET
	Not available – other reason	-	-	NEET
	Start date agreed - other	-	-	NEET
Other	Start date agreed (RPA Compliant)	-	WT	NEET
	Teenage parent	-	TB	NEET
	Illness	-	TB	NEET
	Pregnancy	-	TB	NEET
	Current situation not known	-	-	Not known
	Cannot be contacted	-	-	Not known
	Refused to disclose activity	-	-	Not known

Key:	Destination meets RPA	Destination does not meet RPA	Unknown/Moved Away
------	-----------------------	-------------------------------	--------------------

Glossary
PTE - Part Time Education
TB - Temporary Break
WBL - Work Based Learning
WT - Working Towards